





Student Name: _____ Date: _____

Decorate carrot with red / orange paper pieces and colour the leaves.

'c' is for carrot.



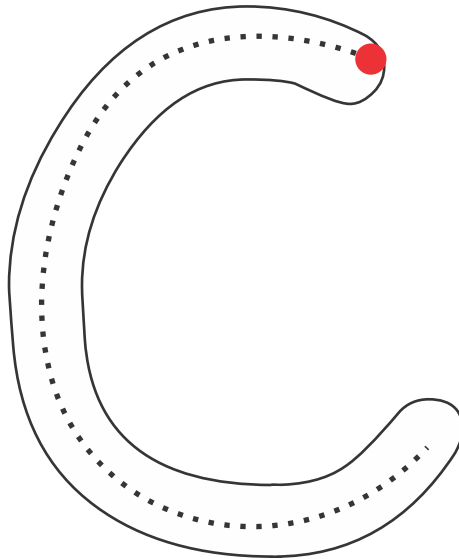






Student Name: _____ Date: _____

Trace the letter 'c' Paste the cotton balls on clouds.

'c' is for clouds / cotton balls.

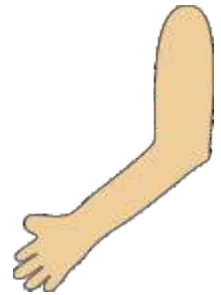






scan QR code
for catalogue

Student Name: _____ Date: _____

Match the pictures with letter 'c'



Trace the letter 'c'.








Student Name: _____ Date: _____

Use crayons to colour the caterpillar.

'c' is for caterpillar/crayons.



Trace the letter 'c'.

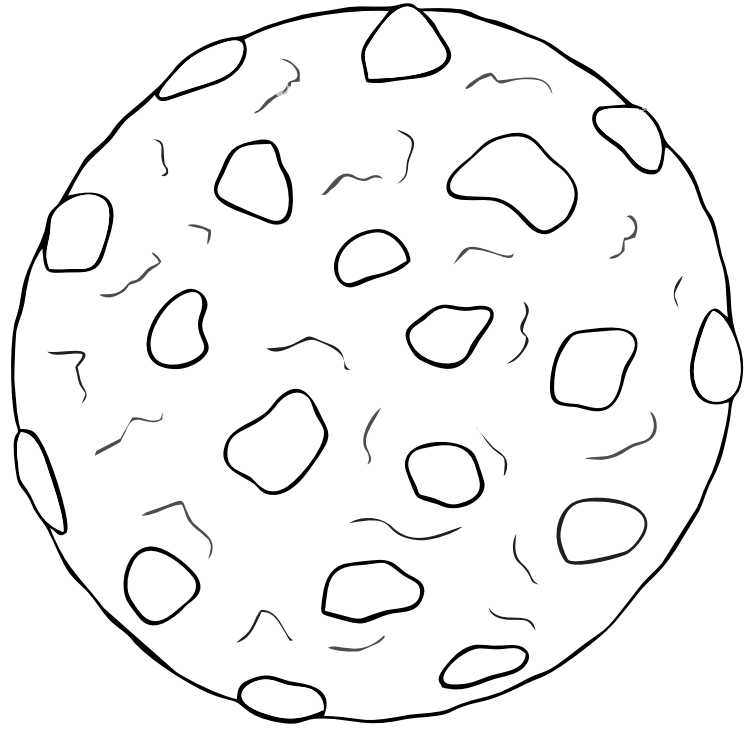
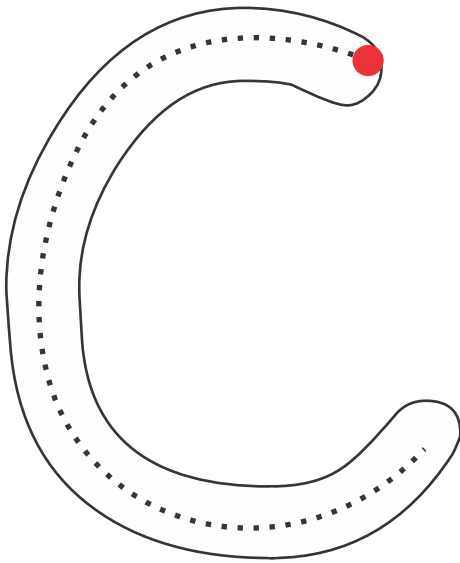




scan QR code
for catalogue

Student Name: _____ Date: _____

Colour the chocolate cookie and trace the letter 'c'.



Tracing practice lines for the letter 'c'. Each row contains four dotted 'c's with a red starting dot, positioned between horizontal lines.